



UK Visas
& Immigration



WELCOME
TO
GREAT

BRITAIN & NORTHERN IRELAND

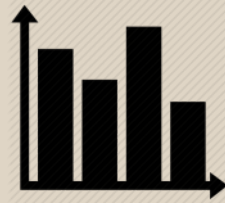
**Applying for a visa
to study in the UK**



The UK's global visa service

98%


of Tier 4
applications are
successful



3,000 Tier 4
applications granted
in the last year

99%

of all visa applications
issued in 15 working
days, average is 6



Tier 4 (General) visa

Suitable if you want to come to the UK to study as an adult student or for post-16 education.

✓ You are allowed to study for a course that is longer than 6 months.

However you must:

✓ Have applied for a course with an approved Tier 4 sponsor.

✓ Have been issued with a Confirmation of Acceptance for Studies (CAS).

✓ Provide all the supporting documentation.

✓ Have sufficient funds to support yourself.

✓ Have an appropriate level of English for your course.

Tier 4 (General) visa holders are not allowed to:

✗ Work more hours than their visa conditions allow.

✗ Change institutions without first notifying UKVI and applying for a fresh visa.

✗ Stop studying without notifying UKVI.

✗ Get public funds.

✗ Work as a professional sportsperson, including a sports coach.

Always check the conditions attached to your visa!

Visa application process



CHECK the requirements before applying

You will need:

- A Confirmation of Acceptance for Studies (CAS)
- Evidence you can pay for your course
- Original education certificates



APPLY pay and book your visa appointment online

- Submit your application at the Visa Application Centre (VAC) along with supporting documents
- Your fingerprints will be taken at the VAC and you may need to sit a video interview



Tailor your application

Need a visa quickly?
Use our Priority Services



Visa granted
30 day visa added to passport and returned to applicant



Visa refused
Passport and documents returned to applicant

Tier 4 - Supporting documents

You will need to provide a number of documents when you make your application. Here are some of the documents you may need:

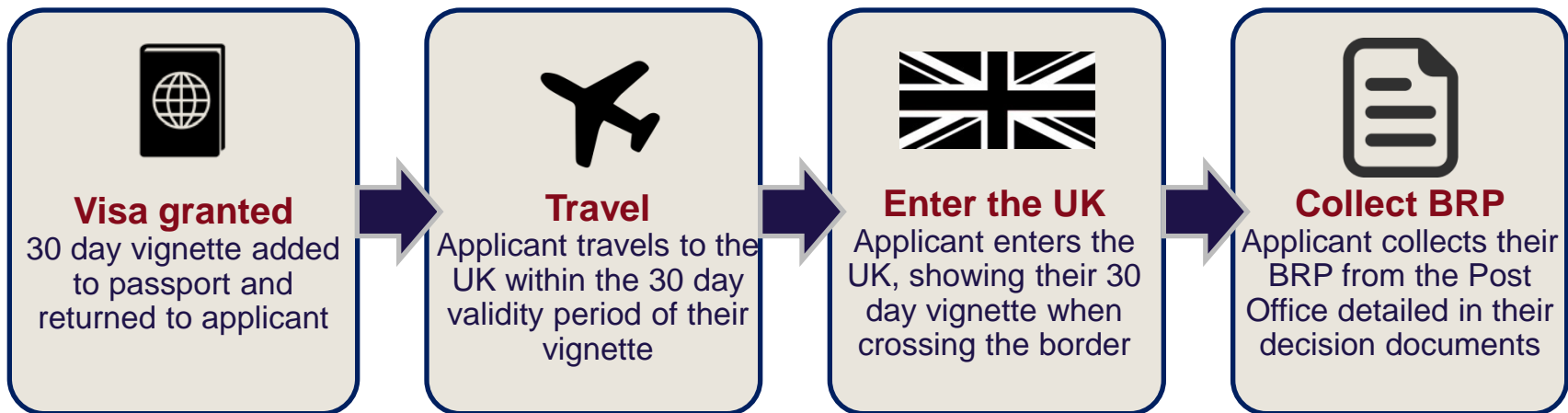
- ✓ A current passport or other valid travel documentation.
- ✓ A Confirmation of Acceptance for Studies (CAS).
- ✓ Evidence of your qualifications as specified in the CAS.
- ✓ Evidence of English language ability for those who need to demonstrate it.
- ✓ Evidence of your finances as detailed in the Tier 4 (General) guidance.
- ✓ An Academic Technology Approval Scheme (ATAS) certificate (if applicable).
- ✓ A Tuberculosis certificate (if applicable).

For more information please visit gov.uk/check-uk-visa



Biometric Residence Permits

- Successful applicants applying to come to the UK for more than six months will receive a Biometric Resident Permit (BRP). You will apply for a BRP at the same time as you make your visa application.
- Your Tier 4 sponsor must keep a copy of your BRP and you must keep the original.



Student interviews

Interviews may cover:

- ✓ The course you have applied for.
 - ✓ Reasons for choosing to study in the UK.
 - ✓ How you will fund your studies.
 - ✓ Your previous studies and future work aspirations.
 - ✓ Your English language ability.
-
- All students applying for a Tier 4 visa will be interviewed at the Visa Application Centre.
 - Some students are asked back for a second interview with a visa officer.
 - Non- genuine applicants will not be granted a visa.



Provided you are a genuine student the interviews are **nothing to be nervous about.**

Reasons why student visas are refused

- Not including the correct supporting documents or submitting documents without translations or in the wrong format.
- Failing to disclose full travel or immigration history.
- Not meeting the 28 day financial rule on funds or not holding the funds in an account in which you or your parents or sponsors are named.
- Not providing evidence of the relationship between you and your parents/guardian or sponsor.
- Forgetting to include original education certificates.
- Forgetting to get a Tuberculosis test done (if applicable).



Funds - Tips

- Funds have been held continuously for at least 28 days from 1 month before date of online visa payment.
- It is not sufficient to provide bank letter stating funds available. Better to provide a breakdown of account clearly showing the debit and credit balance.
- Cover the maintenance and unpaid tuition fees. Add a little more to cover currency fluctuation (check OANDA website).
- Not showing that funds are accessible – i.e. type of account, locked time deposit. Multiple accounts accepted but better use 1.
- Funds must be in applicant's account or parents only, not in 3rd party, with evidence of the relationship to sponsor.
- Company sponsorship only acceptable if company is international. If government scholarship, must be clear.



Knowledge of English

To be granted a Tier 4 visa you will need to have a good knowledge of English.

- Higher Education Institutes (HEI) can choose how they assess a student's knowledge of English. However, if you are not studying at a HEI you will need to provide a Secure English Language Test certificate to demonstrate your level of English ability, unless you meet one of the exceptions to the English language requirement (for example, if you are applying for a Tier 4 (Child) visa, or you are from a majority English-speaking country such as the USA).
- There are test centres around the world. To find you nearest provider and the level of English you require, visit gov.uk/check-uk-visa
- You do not need to prove your knowledge of English if you are from one of the countries listed on our web site



Work options after you complete your studies

The UK has a number of employment opportunities for university students when they complete their studies.

The following work options are available to you:

- ✓ The Doctorate Extension Scheme
- ✓ Tier 2 (General)
- ✓ Tier 1 (Graduate Entrepreneur)
- ✓ Tier 1 (Exceptional Talent)
- ✓ Tier 5 (Internship)

To find out more visit gov.uk/check-uk-visa



Questions? Problems? Visa status?
gov.uk/contact-ukvi

